

The Great Urchin Count

Calling all Divers!

Help map urchin populations and contribute valuable data for the future of our coastal marine ecosystems.

Freedivers - we want to see your images of urchin barren and kelp forests. Log your observations here:
<https://ee.kobotoolbox.org/x/fVhbSyab>



Scuba divers - join the **10-minute urchin count** and help us map kina & black longspined urchins.

Log your count here:
<https://ee.kobotoolbox.org/x/TSS9EQvM>



What extras do you need:

Freedivers - a camera

Scuba divers - a slate/wet notes

**Share your
observations!**



*Take a
photo,
count
some
urchins*




For more information email exploreyourcoast@gmail.com

The Great Urchin Count

The 10-minute count in a nutshell

Only one diver counts. For 10 minutes, swim along a chosen depth zone and count all urchins within one arm span either side of you. Note:

- kina numbers
- black longspined urchin numbers
- depth
- habitat
- count location



You can submit photos with your count.

The 10-min count is a quick and easy method to document urchin barren anywhere in New Zealand. The observations can help track change over time or support specific projects.

Find out more on <https://adventure360.co.nz/urchincount>

For more information email exploreyourcoast@gmail.com

The Great Urchin Count

Counting urchins, 10 minutes at a time

Scuba dive in **buddy pairs of two** and **decide on your role** before entering the water. **Use a dive slate or wet notes** to record details of the count. Complete your notes in your buddy pair immediately after the dive and submit your report from the dive site or as soon as you can.



*Report your
urchin count*

Diver 1: Time & Depth Keeper, responsible for

- Recording the depth at the start and end of the 10-min count
- **Monitoring** buddy pair **air supply** (safety is always first!)
- Keeping a consistent depth (+/- 1m) where possible
- Keeping track of time and recording the **direction** of the survey swim
- Maintaining a slow and steady pace (don't rush!)
- Optional: Recording habitat notes

Diver 2: Urchin Counter, responsible for

- Counting urchins - kina & black longspined urchin (up north)
- Recording urchins found within approximately one arm span on either side while swimming forward



Tips

Count urchins in the **first part of your dive** while you have plenty of air and you can best estimate the location! **Focus on rocky reefs and adjacent areas.** Urchins might be visible on rocky reef surfaces, in crevices, or **might be hiding in the kelp forest, under seaweed, or under gravel or shells.** In a dense kelp patch look under the seaweed and around the holdfasts.

The Great Urchin Count

Counting urchins, 10 minutes at a time




For Best Results

- Take note of your starting location by using surface references, taking surface bearings and estimating the distance to shore, or using a GPS on the boat.
- Use a dive slate or wetnotes to record depth, kina and black longspined urchin numbers.
- Push dense seaweed aside carefully to check for urchins hiding under the seaweed or around holdfasts. Kina might also hide under gravel or shells.
- Don't rush, dive at your usual pace.
- Focus on the count – take photos afterwards.
- Respect the urchins – don't collect during the 10-min count & be aware of urchin spikes – they can be painful.
- Report your count as soon as possible!

Report Your Count

To report your count **scan the QR code** or go to: <https://ee.kobotoolbox.org/x/TSS9EQvM>



-  Share photos on your social media channels
-  Tag Explore Your Coast and
-  Use the hashtags #kinacount #greaturchincount

For more information email exploreyourcoast@gmail.com

Wellington's Great Kina Count!

Counting kina, 10 minutes at a time

Dive with Purpose: Count Kina, Protect the Coast

Wellington's divers are helping to understand the kina population at dive sites across the Wellington region.

Certified scuba divers can join the 10-minute kina count as part of a shop or club dive, or as an independent dive buddy pair. Remember to stay well within your level of training and your experience and always take a safety-first approach.


- **Dive HQ Wellington:** info@diveski.co.nz, 04 568 5028
- **Dive Wellington:** dive@divewellington.co.nz, 04 939 3483
- **Island Bay Divers:** tim@ibdivers.co.nz, 04 383 6778
- **Ocean Hunter Wellington:**
teamwellington@oceanhunter.co.nz, 04 387 7473
- **NZ Sea Adventures:** nzsa@scubadiving.co.nz, 04 233 8238
- **Clubs & Groups:** Project Baseline Wellington, Te Whanganui-a-Tara Wāhine Hunters, Wellington Underwater Club, Lazy Seals Freediving Club

Share your
observations!



*Take a
photo,
count
some
urchins*

Wellington's Great Kina Count! Look closely...



The water temperature is too cold in the Wellington region for long blackspined urchins, divers count kina only.